

I(a) Statement Shareholding Pattern			
Name of the Company : Creative Castings Limited			
Script Code:		Class of Security:	
AS ON	NSDL: 30/06/2015	CDSL: 30/06/2015	
Partly Paid-up shares	No. of Partly Paid-up shares	As a % of total no. of Partly paid-up shares	As a % of total no. of shares of the Company
Held by promoter/Promoter group	0	0	0
Held by public	0	0	0
Total	0	0	0
Outstanding convertible securities	No. of Outstanding securities	As a % of total No. of Outstanding convertible securities	As a % of total No. of shares of the company, assuming full conversion of the convertible securities
Held by promoter/Promoter group	0	0	0
Held by Public	0	0	0
Total	0	0	0
Warrants	No. of Warrants	As a % of total no. of warrants	As a % of total No. of shares of the company, assuming full conversion of the convertible securities
Held by promoter/Promoter group	0	0	0
Held by Public	0	0	0
Total	0	0	0
Total paid-up capital of the company, assuming full conversion of warrants and convertible securities	1300000		

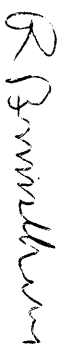
For, CREATIVE CASTINGS LIMITED



Rajan R. Bambhaniya
MANAGING DIRECTOR

Creative Castings Limited									
Category code	Category of Shareholder	Number of shares held	Total number of Shares	Number of dematerialized	Total Shareholding as a percentage of total number of shares	As a percentage of (A+B) (VI)	As a percentage of (A+B+C) (VII)	Number of shares (VIII)	As a percentage (IX) = (VIII)/(IV)*100
(I)	(II)	(III)	(IV)	(V)	(VI)	(VII)	(VIII)	(IX)	(X)
(A)	PROMOTER AND PROMOTER GROUP								
[1]	INDIAN								
	INDIVIDUALS / HINDU UNDIVIDED FAMILY	43	778700	773200	59.9	59.9	0	0	0
	CENTRAL GOVERNMENT / STATE GOVERNMENT(S)	0	0	0	0	0	0	0	0
	BODIES CORPORATE	0	0	0	0	0	0	0	0
	FINANCIAL INSTITUTIONS / BANKS	0	0	0	0	0	0	0	0
	ANY OTHER (SPECIFY)	0	0	0	0	0	0	0	0
	Sub Total	43	778700	773200	59.9	59.9	0	0	0
[2]	FOREIGN								
	INDIVIDUALS (NON-RESIDENT INDIVIDUALS / FOREIGN INDIVIDUALS)	0	0	0	0	0	0	0	0
	BODIES CORPORATE	0	0	0	0	0	0	0	0
	INSTITUTIONS	0	0	0	0	0	0	0	0
	QUALIFIED FORE. INVESTOR-CORPORATE	0	0	0	0	0	0	0	0
	QUALIFIED FORE. INVESTOR-IND	0	0	0	0	0	0	0	0
	Sub Total	0	0	0	0	0	0	0	0


For, CREATIVE CASTINGS LIMITED



Rajan R. Barmhania
MANAGING DIRECTOR

(B)	Total (A)	43	778700	773200	59.9	59.9	0	0
	PUBLIC SHAREHOLDING INSTITUTIONS							
[1]	MUTUAL FUNDS / UTI	0	0	0	0	0	0	0
	FINANCIAL INSTITUTIONS / BANKS	0	0	0	0	0	0	0
	CENTRAL GOVERNMENT / STATE GOVERNMENT(S)	0	0	0	0	0	0	0
	VENTURE CAPITAL FUNDS	0	0	0	0	0	0	0
	INSURANCE COMPANIES	0	0	0	0	0	0	0
	FOREIGN INSTITUTIONAL INVESTORS	0	0	0	0	0	0	0
	FOREIGN MUTUAL FUND	0	0	0	0	0	0	0
	FOREIGN VENTURE CAPITAL INVESTORS	0	0	0	0	0	0	0
	QUALIFIED FORE. INVESTOR-CORPORATE	0	0	0	0	0	0	0
	QUALIFIED FORE. INVESTOR-IND	0	0	0	0	0	0	0
	Sub Total	0	0	0	0	0	0	0
[2]	NON-INSTITUTIONS							
	BODIES CORPORATE	8	34400	25900	2.65	2.65	0	0
	INDIVIDUAL SHAREHOLDERS HOLDING NOMINAL SHARE CAPITAL UPTO RS. 1 LAKH.	149	124500	34300	9.58	9.58	0	0
	INDIVIDUAL SHAREHOLDERS HOLDING NOMINAL SHARE CAPITAL IN EXCESS OF RS. 1 LAKH	5	152600	152600	11.74	11.74	0	0
	QUALIFIED FORE. INVESTOR-CORPORATE	0	0	0	0	0	0	0
	QUALIFIED FORE. INVESTOR-IND	0	0	0	0	0	0	0
	CLEARING MEMBER	0	0	0	0	0	0	0


For, CREATIVE CASTINGS LIMITED



Rajan R. Bamhanja
MANAGING DIRECTOR

MARKET MAKER	1	1000	0	0	0.08	0.08	0	0
OFFICE BEARERS	0	0	0	0	0	0	0	0
NON RESIDENT INDIANS (REPAT)	0	0	0	0	0	0	0	0
NON RESIDENT INDIANS (NON REPAT)	0	0	0	0	0	0	0	0
FOREIGN COMPANIES	0	0	0	0	0	0	0	0
OVERSEAS BODIES CORPORATES	0	0	0	0	0	0	0	0
DIRECTORS / RELATIVES	0	0	0	0	0	0	0	0
PERSONS ACTING IN CONCERT	0	0	0	0	0	0	0	0
GROUP COMPANIES	0	0	0	0	0	0	0	0
GOVT. NOMINEES	0	0	0	0	0	0	0	0
NOTIFIED PERSONS	0	0	0	0	0	0	0	0
OTHER SHROFF COMPANIES	0	0	0	0	0	0	0	0
OTHER SHROFF FAMILY	0	0	0	0	0	0	0	0
OTHER SHROFF FAMILY [NRI]	0	0	0	0	0	0	0	0
SUBSIDIARY COMPANIES	0	0	0	0	0	0	0	0
SHROFF PLEDGE	0	0	0	0	0	0	0	0
FOREIGN DIRECTORS	0	0	0	0	0	0	0	0
PARTNERSHIP FIRM	0	0	0	0	0	0	0	0
PROPRIETORY FIRM	0	0	0	0	0	0	0	0
OTHER DIRECTORS	0	0	0	0	0	0	0	0
ESCROW ACCOUNT	0	0	0	0	0	0	0	0
FOREFETIED SHARES	0	0	0	0	0	0	0	0
FREINDS & ASSOCIATES	0	0	0	0	0	0	0	0
HOLDING COMPANY	0	0	0	0	0	0	0	0
DIRECTORS / RELATIVES	5	208800	208800	16.06	16.06	0	0	0
TRUSTS	0	0	0	0	0	0	0	0
Sub Total	168	521300	421600	40.1	40.1	0	0	0
Total (B)	168	521300	421600	40.1	40.1	0	0	0
Total (A)+(B)	211	1300000	1194800	100	100	0	0	0

For, CREATIVE CASTINGS LIMITED


 Rajan R. Bamhartia
 MANAGING DIRECTOR

(c)	SHARES HELD BY CUSTODIANS AND AGAINST WHICH DEPOSITORY RECEIPTS HAVE BEEN ISSUED									
	-									
	SHARES HELD BY CUSTODIANS	0	0	0	0	0	0	0	0	0
	Sub Total	0	0	0	0	0	0	0	0	0
	Total (C)	0	0	0	0	0	0	0	0	0
	Total (A)+(B)+(C)	211	1300000	1194800	100	100	0	0	0	0

GENERATED ON : 18/07/2015

NSDL : 30/06/2015

CDSL : 30/06/2015

For, CREATIVE CASTINGS LIMITED

R Bamdhania


Rajan R. Bamdhania
MANAGING DIRECTOR

Creative Castings Limited

(1)(b) STATEMENT SHOWING HOLDING OF SECURITIES (INCLUDING SHARES, WARRANTS, CONVERTIBLE SECURITIES) OF PERSONS BELONGING TO THE CATEGORY 'PROMOTER AND PROMOTER GROUP'

Sr. No.	NAME OF THE SHAREHOLDER	NO OF SHARE HELD	TOTAL SHARES HELD AS A % OF GRAND TOTAL (A)+(B)+(C)	ENCUMBERED SHARES NO.	ENCUMBERED SHARES AS A % (V)=(V)/((III)*100)	ENCUMBERED SHARES AS A % OF GRAND TOTAL (A)+(B)+(C) OF SUB-CLAUSE (1)(a)	PAN	Number of warrants held	As a % total number of warrants of the same class	Number of convertible securities held	As a % total number of convertible securities of the same class	Total shares (including underlying shares assuming full conversion of warrants and convertible securities) as a % of diluted share capital
(i)	(ii)	(iii)	(iv)	(v)	(vi)=(v)/(iii)*100	(viii)	(viii)	(ix)	(x)	(xi)	(xii)	
1	SIDDHARTH VAISHNAV	62050	4.7731	0	0	0	ABBPV0392A					
2	JASHUMATI R	53000	4.0769	0	0	0	AANPB1601P					
3	RANMIKLAL N	45800	3.5231	0	0	0	AANPB1600N					
4	VISHAL DHIRUBHAI PATEL	45500	3.5	0	0	0	ADDDPP9581D					
5	INDUMATI N VADGAMA	42100	3.2385	0	0	0	AAHPV1626J					
6	RUTA R BAMBHANIA	40800	3.1385	0	0	0	ABQPT3539E					
7	BHAVIN N VADGAME	36600	2.8154	0	0	0	AAUPV9104E					
8	PRUTHESH DHIRUBHAI	32900	2.5308	0	0	0	ACYPP2121R					
9	KOKILABEN DHIRUBHAI	31800	2.4462	0	0	0	ABRPD8609C					
10	JIGNEESH S THANKI	31500	2.4231	0	0	0	AAUP14736A					
11	ALPA J THANKI	27800	2.1385	0	0	0	ABBP13875G					
12	NAROTTAM C VADGAMA	27000	2.0769	0	0	0	AAAHV9956N					
13	PINAK S THANKI	25850	1.9885	0	0	0	AAZPT5401F					
14	ANILA S THANKI	23800	1.8308	0	0	0	ABBP13658D					
15	JAYENDRA C VADGAMA	23400	1.8	0	0	0	AAUPV9106G					
16	PURVI S THANKI	22900	1.7615	0	0	0	ABBP13657N					
17	HARSH J. VADGAMA	21000	1.6154	0	0	0	APEPV3680A					
18	RAJAN R BAMBHANIA	19300	1.4846	0	0	0	AACHB4095G					
19	RAMNIKLAL N	18900	1.4538	0	0	0	AAABHB2605K					

For, CREATIVE CASTINGS Limited



Rajan R. Bambhania
MANAGING DIRECTOR

20	HIREN N VADGAMA	18800	1.4462	0	0	0	0	0	AAPV9105F					
21	REKHA J VADGAMA	17900	1.3769	0	0	0	0	0	AAXPV1578P					
22	FALGUNI P THANKI PUSHPABEN	16100	1.2385	0	0	0	0	0	ACCPI3303M					
23	VALLABHBHAI VAISHNAV	15300	1.1769	0	0	0	0	0	ABBPV0394G					
24	TWINKLE PATEL	14600	1.1231	0	0	0	0	0	ANKPS8808D					
25	DIPTI R BAMBHANIA	13000	1	0	0	0	0	0	ACAPB3875A					
26	HEMALI R BAMBHANIA	13000	1	0	0	0	0	0	ABWPPB2560P					
27	HIREN N VADGAMA DHIRUBHAI HARIBHAI	11700	0.9	0	0	0	0	0	AA8HV7216G					
28	DAND HUF	9100	0.7	0	0	0	0	0	AABHD0610A					
29	JYOTI M THANKI	5000	0.3846	0	0	0	0	0	ABCPT9846N					
30	KIRAG M THANKI	2500	0.1923	0	0	0	0	0	ABBP3648M					
31	DIPALI K THANKI	2000	0.1538	0	0	0	0	0	AAXPT8673R					
32	JIGAR M THANKI	2000	0.1538	0	0	0	0	0	AAXPT8679F					
33	DIPTI S VAISHNAV	1900	0.1462	0	0	0	0	0						
34	KANJIBHAI R. VAISHNAV	1000	0.0769	0	0	0	0	0						
35	KESHUBHAI B. RADADIA	1000	0.0769	0	0	0	0	0						
36	BHANUMATI R. PATEL	500	0.0385	0	0	0	0	0						
37	RASILA V. PATEL	500	0.0385	0	0	0	0	0						
38	CHANDRAKANT THANKI	200	0.0154	0	0	0	0	0						
39	MAHESH M. THANKI	200	0.0154	0	0	0	0	0	ABFP10490H					
40	MAHESHKUMAR THANKI	200	0.0154	0	0	0	0	0						
41	JYOTI THANKI	100	0.0077	0	0	0	0	0						
42	KRISHNA THANKI	100	0.0077	0	0	0	0	0						
	Total :	778700	59.9003	0	0	0	0	0						

GENERATED ON : 18/07/2015

NSDL : 30/06/2015

CDSL : 30/06/2015

For, CREATIVE CASTINGS LIMITED

Rajan R. Bambhaniya
MANAGING DIRECTOR

Creative Castings Limited

(1)(C)(i) STATEMENT SHOWING HOLDING OF SECURITIES (INCLUDING SHARES, WARRANTS, CONVERTIBLE SECURITIES) OF PERSONS BELONGING TO THE 'PUBLIC' AND HOLDING MORE THAN 1% OF THE TOTAL NUMBER OF SHARES

SR. NO.	NAME(S) OF THE SHAREHOLDER	NUMBER OF SHARES HELD	SHARES AS A PERCENTAGE OF TOTAL NUMBER OF SHARES {i.e. GRAND TOTAL (A)+(B)+(C) INDICATED IN STATEMENT AT PARA (1)(a) ABOVE }	PAN	NUMBER OF WARRANTS HELD	AS A % TOTAL NUMBER OF WARRANTS OF THE SAME CLASS	NUMBER OF CONVERTIBLE SECURITIES HELD	% W. R.T TOTAL NUMBER OF CONVERTIBLE SECURITIES OF THE SAME CLASS	TOTAL SHARES (INCLUDING UNDERLYING SHARES ASSUMING FULL CONVERSION OF WARRANTS AND CONVERTIBLE SECURITIES) AS A % OF DILUTED SHARE CAPITAL
1	NAROTTAM C VADGAMA	64000	4.9231						
2	RAJAN R BAMBHANIA PARSOTTAMBHAI	58700	4.5154						
3	MANJIBHAI NADPARA USHABEN PARSOTTAMBHAI	49600	3.8154						
4	NADPARA	43400	3.3385						
5	SHASHIKANT M THANKI	42600	3.2769						
6	HEENA VISHAL PATEL DHIRUBHAI HARIBHAI	32100	2.4692						
7	DAND KHANDWALA SECURITIES	26500	2.0385						
8	LTD. VALLABHBHAI RAMJIBHAI	25900	1.9923						
9	VAISHNAV	17000	1.3077						
10	SHARDA M. THANKI	16400	1.2615						
	Total :	376200	28.9385						

GENERATED ON : 18/07/2015

NSDL : 30/06/2015

CDSL : 30/06/2015

For, CREATIVE CASTINGS LIMITED



Rajan R. Bambhania
MANAGING DIRECTOR

Creative Castings Limited


(I)(c)(ii) STATEMENT SHOWING HOLDING OF SECURITIES (INCLUDING SHARES, WARRANTS, CONVERTIBLE SECURITIES) OF PERSONS (TOGETHER WITH PAC) BELONGING TO THE CATEGORY 'PUBLIC AND HOLDING MORE THAN 5% OF THE TOTAL NUMBER OF SHARES OF THE COMPANY									
SR. NO.	NAME(S) OF THE SHAREHOLDER(S) AND THE PERSONS ACTING IN CONCERT (PAC) WITH THEM	NUMBER OF SHARES	SHARES AS A PERCENTAGE OF TOTAL NUMBER OF SHARES {i.e. GRAND TOTAL (A)+(B)+(C)}	PAN	NUMBER OF WARRANTS HELD	AS A % TOTAL NUMBER OF WARRANTS OF THE SAME CLASS	NUMBER OF CONVERTIBLE SECURITIES HELD	% W. R. T TOTAL NUMBER OF CONVERTIBLE SECURITIES OF THE SAME CLASS	TOTAL SHARES (INCLUDING UNDERLYING SHARES ASSUMING FULL CONVERSION OF WARRANTS AND CONVERTIBLE SECURITIES) AS A % OF DILUTED SHARE CAPITAL
			INDICATED IN STATEMENT AT PARA (I)(a) ABOVE }						
	Total :	0	0						

GENERATED ON : 18/07/2015

NSDL : 30/06/2015

CDSL : 30/06/2015

For, CREATIVE CASTINGS LIMITED


Rajan R. Barmhania
 MANAGING DIRECTOR

Creative Castings Limited

I (d) STATEMENT SHOWING DETAILS OF LOCKED - IN SHARES

Sr. No.	NAME OF SHAREHOLDER	NUMBER OF LOCKED-IN SHARES	LOCKED-IN SHARES AS A (%) PERCENTAGE OF TOTAL NUMBER OF SHARES {i.e., GRAND TOTAL (A)+(B)+(C) INDICATED IN STATEMENT AT PARA (I)(a) ABOVE }	Promotor/ Promotor Group/Public
Total :				
		0		0

GENERATED ON : 18/07/2015

NSDL : 30/06/2015

CDSL : 30/06/2015

For, CREATIVE CASTINGS LIMITED



Rajan R. Barambhay
MANAGING DIRECTOR

Creative Castings Limited

II (a) STATEMENT SHOWING DETAILS OF DEPOSITORY RECEIPTS(DRS)


Sr.No.	NAME OF THE DR HOLDER	NUMBER OF SHARES UNDERLYING OUTSTANDING DRS	SHARES UNDERLYING OUTSTANDING DRS AS A PERCENTAGE OF TOTAL NUMBER OF SHARES {i.e., GRAND TOTAL (A)+(B)+(C) INDICATED IN STATEMENT AT PARA(I)(a)ABOVE }
	Total :	0	0

GENERATED ON : 18/07/2015

NSDL : 30/06/2015

CDSL : 30/06/2015

For, CREATIVE CASTINGS LIMITED



Rajan R. Bantwal
MANAGING DIRECTOR

Creative Castings Limited

II (b) STATEMENT SHOWING HOLDING OF DEPOSITORY RECEIPTS (DRs), WHERE UNDERLYING SHARES ARE IN EXCESS OF 1% OF THE TOTAL NUMBER OF SHARES

Sr. No.	NAME OF THE DR HOLDER	TYPE OF OUTSTANDING DR(ADRS,GDRs, SDRs,etc.)	NUMBER OF SHARES UNDERLYING	SHARES UNDERLYING OUTSTANDING DRs AS A PERCENTAGE OF TOTAL NUMBER OF SHARES{i.e, GRAND TOTAL (A)+(B)+(C) INDICATED IN STATEMENT
Total :				
			0	0

GENERATED ON : 18/07/2015 NSDL : 30/06/2015 CDSL : 30/06/2015

For CREATIVE CASTINGS LIMITED

R. Bamdhani
Rajan R. Bamdhani
 MANAGING DIRECTOR