


I(a) Statement Shareholding Pattern			
Name of the Company : Creative Castings Limited			
Script Code:		Class of Security:	
AS ON	NSDL DATA:31/03/2015	CDSL DATA: 31/03/2015	
Partly Paid-up shares	No. of Partly Paid-up shares	As a % of total no. of Partly paid-up shares	As a % of total no. of shares of the Company
Held by promoter/Promoter group	0	0	0
Held by public	0	0	0
Total	0	0	0
Outstanding convertible securities	No. of Outstanding securities	As a % of total No. of Outstanding convertible securities	As a % of total No. of shares of the company, assuming full conversion of the convertible securities
Held by promoter/Promoter group	0	0	0
Held by Public	0	0	0
Total	0	0	0
Warrants	No. of Warrants	As a % of total no. of warrants	As a % of total No. of shares of the company, assuming full conversion of the convertible securities
Held by promoter/Promoter group	0	0	0
Held by Public	0	0	0
Total	0	0	0
Total paid-up capital of the company, assuming full conversion of warrants and convertible securities	1300000		

For, CREATIVE CASTINGS LIMITED

R. Damphani
Rajan R. Damphani
 MANAGING DIRECTOR

Creative Castings Limited									
Category code	Category of Shareholder	Number of Shares	Total number of Shares	Number of dematerialized	Total Shareholding as a percentage of total number of shares		Number of shares	Shares pledged (or otherwise encumbered)	
(I)	(II)	(III)	(IV)	(V)	As a percentage of (A+B) (VI)	As a percentage of (A+B+C) (VII)	(VIII)	As a percentage (IX) = (VIII)/(IV)*100	
(A)	PROMOTER AND PROMOTER GROUP								
[1]	INDIAN								
	INDIVIDUALS / HINDU UNDIVIDED FAMILY		45	778900	59.92	59.92	0	0	0
	CENTRAL GOVERNMENT / STATE GOVERNMENT(S)	0	0	0	0	0	0	0	0
	BODIES CORPORATE	0	0	0	0	0	0	0	0
	FINANCIAL INSTITUTIONS / BANKS	0	0	0	0	0	0	0	0
	ANY OTHER (SPECIFY)	0	0	0	0	0	0	0	0
	Sub Total	45	778900	773200	59.92	59.92	0	0	0
[2]	FOREIGN								
	INDIVIDUALS (NON-RESIDENT INDIVIDUALS / FOREIGN INDIVIDUALS)	0	0	0	0	0	0	0	0
	BODIES CORPORATE	0	0	0	0	0	0	0	0
	INSTITUTIONS	0	0	0	0	0	0	0	0
	QUALIFIED FORE. INVESTOR-CORPORATE	0	0	0	0	0	0	0	0
	QUALIFIED FORE. INVESTOR-IND	0	0	0	0	0	0	0	0
	Sub Total	0	0	0	0	0	0	0	0

For, CREATIVE CASTINGS LIMITED



Rajan R. Bambaria
MANAGING DIRECTOR

Total (A)	45	778900	773200	59.92	59.92	0	0
(B) PUBLIC SHAREHOLDING							
[1] INSTITUTIONS							
MUTUAL FUNDS / UTI	0	0	0	0	0	0	0
FINANCIAL INSTITUTIONS / BANKS	0	0	0	0	0	0	0
CENTRAL GOVERNMENT / STATE GOVERNMENT(S)	0	0	0	0	0	0	0
VENTURE CAPITAL FUNDS	0	0	0	0	0	0	0
INSURANCE COMPANIES	0	0	0	0	0	0	0
FOREIGN INSTITUTIONAL INVESTORS	0	0	0	0	0	0	0
FOREIGN MUTUAL FUND	0	0	0	0	0	0	0
FOREIGN VENTURE CAPITAL INVESTORS	0	0	0	0	0	0	0
QUALIFIED FORE. INVESTOR-CORPORATE	0	0	0	0	0	0	0
QUALIFIED FORE. INVESTOR-IND	0	0	0	0	0	0	0
Sub Total	0	0	0	0	0	0	0
[2] NON-INSTITUTIONS							
BODIES CORPORATE	8	34400	25900	2.65	2.65	0	0
INDIVIDUAL SHAREHOLDERS HOLDING NOMINAL SHARE CAPITAL UPTO RS. 1 LAKH.	148	124300	34300	9.56	9.56	0	0
INDIVIDUAL SHAREHOLDERS HOLDING NOMINAL SHARE CAPITAL IN EXCESS OF RS. 1 LAKH	5	152600	152600	11.74	11.74	0	0
QUALIFIED FORE. INVESTOR-CORPORATE	0	0	0	0	0	0	0
QUALIFIED FORE. INVESTOR-IND	0	0	0	0	0	0	0
CLEARING MEMBER	0	0	0	0	0	0	0


FOR CREATIVE CASTINGS LIMITED

R. Bamtharia
Fajan R. Bamtharia
 MANAGING DIRECTOR

Shareholding Pattern as at 31/03/2015

MARKET MAKER	1	1000	0	0	0.08	0.08	0	0
OFFICE BEARERS	0	0	0	0	0	0	0	0
NON RESIDENT INDIANS (REPAT)	0	0	0	0	0	0	0	0
NON RESIDENT INDIANS (NON REPAT)	0	0	0	0	0	0	0	0
FOREIGN COMPANIES	0	0	0	0	0	0	0	0
OVERSEAS BODIES CORPORATES	0	0	0	0	0	0	0	0
DIRECTORS / RELATIVES	0	0	0	0	0	0	0	0
PERSONS ACTING IN CONCERT	0	0	0	0	0	0	0	0
GROUP COMPANIES	0	0	0	0	0	0	0	0
GOVT. NOMINEES	0	0	0	0	0	0	0	0
NOTIFIED PERSONS	0	0	0	0	0	0	0	0
OTHER SHROFF COMPANIES	0	0	0	0	0	0	0	0
OTHER SHROFF FAMILY	0	0	0	0	0	0	0	0
OTHER SHROFF FAMILY [NRI]	0	0	0	0	0	0	0	0
SUBSIDIARY COMPANIES	0	0	0	0	0	0	0	0
SHROFF PLEDGE	0	0	0	0	0	0	0	0
FOREIGN DIRECTORS	0	0	0	0	0	0	0	0
PARTNERSHIP FIRM	0	0	0	0	0	0	0	0
PROPRIETARY FIRM	0	0	0	0	0	0	0	0
OTHER DIRECTORS	0	0	0	0	0	0	0	0
ESCROW ACCOUNT	0	0	0	0	0	0	0	0
FORFEITED SHARES	0	0	0	0	0	0	0	0
FREINDS & ASSOCIATES	0	0	0	0	0	0	0	0
HOLDING COMPANY	0	0	0	0	0	0	0	0
DIRECTORS / RELATIVES	5	208800	208800	16.06	16.06	0	0	0
TRUSTS	0	0	0	0	0	0	0	0
Sub Total	167	521100	421600	40.08	40.08	0	0	0
Total (B)	167	521100	421600	40.08	40.08	0	0	0
Total (A)+(B)	212	1300000	1194800	100	100	0	0	0


For CREATIVE CASTING LIMITED



Rajan P. Barothkar
MANAGING DIRECTOR

(c)	SHARES HELD BY CUSTODIANS AND AGAINST WHICH DEPOSITORY RECEIPTS HAVE BEEN ISSUED										
	-										
	SHARES HELD BY CUSTODIANS	0	0	0	0	0	0	0	0	0	0
	Sub Total	0	0	0	0	0	0	0	0	0	0
	Total (c)	0	0	0	0	0	0	0	0	0	0
	Total (A)+(B)+(C)	212	1300000	1194800	100	100	100	0	0	0	0

GENERATED ON : 01/04/2015 NSDL : 31/03/2015 CDSL : 31/03/2015


FOR OFFICE USE ONLY

 Rajan R. Sambharia
 MANAGING DIRECTOR

Creative Castings Limited

(1)(b) STATEMENT SHOWING HOLDING OF SECURITIES (INCLUDING SHARES, WARRANTS, CONVERTIBLE SECURITIES) OF PERSONS BELONGING TO THE CATEGORY 'PROMOTER AND PROMOTER GROUP'

Sr. No.	NAME OF THE SHAREHOLDER	NO OF SHARE HELD	TOTAL SHARES HELD AS A % OF GRAND TOTAL (A)+(B)+(C)	ENCUMBERED SHARES NO.	ENCUMBERED SHARES AS A % (V)=(V)/(III)*100	ENCUMBERED SHARES AS A % OF GRAND TOTAL (A)+(B)+(C) OF SUB-CLAUSE (I)(a)	PAN	Number of warrants held	As a % total number of warrants of the same class	Number of convertible securities held	As a % total number of convertible securities of the same class	Total shares (including underlying shares assuming full conversion of warrants and convertible securities) as a % of diluted share capital
(i)	(ii)	(iii)	(iv)	(v)	(vi)=(v)/(iii)*100	(viii)		(viii)	(ix)	(x)	(xi)	(xii)
1	SIDDHARTH VAISHNAV	62050	4.7731	0	0	0	ABBPV0392A					
2	JASHUMATI R	53000	4.0769	0	0	0	AANPB1601P					
3	RAMNIKLAL N	45800	3.5231	0	0	0	AANPB1600N					
4	VISHAL DHIRUBHAI PATEL	45500	3.5	0	0	0	ADDDPP9581D					
5	INDUMATI N VADGAMA	42100	3.2385	0	0	0	AAHPV1626J					
6	RUTA R BAMBHANIA	40800	3.1385	0	0	0	ABQP3539E					
7	BHAVIN N VADGAME	36600	2.8154	0	0	0	AAUPV9104E					
8	PRUTHESH DHIRUBHAI	32900	2.5308	0	0	0	ACYPP2121R					
9	KOKILABEN DHIRUBHAI	31800	2.4462	0	0	0	ABRPD8609C					
10	JIGNESH S THANKI	31500	2.4231	0	0	0	AAUP74736A					
11	ALPA J THANKI	27800	2.1385	0	0	0	ABBPT3875G					
12	NAROTTAM C VADGAMA	27000	2.0769	0	0	0	AAAHV9956N					
13	PINAK S THANKI	25850	1.9885	0	0	0	AAZPT5401F					
14	ANILA S THANKI	23800	1.8308	0	0	0	ABBPT3658D					
15	JAYENDRA C VADGAMA	23400	1.8	0	0	0	AAUPV9106G					
16	PURVI S THANKI	22900	1.7615	0	0	0	ABBPT3657N					
17	HARSH J. VADGAMA	21000	1.6154	0	0	0	APEPV3680A					
18	RAJAN R BAMBHANIA	19300	1.4846	0	0	0	AACHB4095G					
19	RAMNIKLAL N	18900	1.4538	0	0	0	AABHB2605K					

For CREATIVE CASTINGS LIMITED



Rajan P. Bambaria
MANAGING DIRECTOR


20	HIREN N VADGAMA	18800	1.4462	0	0	0	0	0	0	0	AAUPV9105F
21	REKHA J VADGAMA	17900	1.3769	0	0	0	0	0	0	0	AAXPV1578P
22	FALGUNI P THANKI PUSHPABEN	16100	1.2385	0	0	0	0	0	0	0	ACCPJ3303M
23	VALLABHBHAI VAISHNAV	15300	1.1769	0	0	0	0	0	0	0	ABBPV0394G
24	TWINKLE PATEL	14600	1.1231	0	0	0	0	0	0	0	ANKPS8808D
25	DIPTI R BAMBHANIA	13000	1	0	0	0	0	0	0	0	ACAPB3875A
26	HEMALI R BAMBHANIA	13000	1	0	0	0	0	0	0	0	ABWPB2560P
27	HIREN N VADGAMA DHIRUBHAI HARIBHAI	11700	0.9	0	0	0	0	0	0	0	AABHV7216G
28	DAND HUF	9100	0.7	0	0	0	0	0	0	0	AABHD0610A
29	JYOTI M THANKI	5000	0.3846	0	0	0	0	0	0	0	ABCP19846N
30	KIRAG M THANKI	2500	0.1923	0	0	0	0	0	0	0	ABBP13648M
31	DIPALI K THANKI	2000	0.1538	0	0	0	0	0	0	0	AAXPT8673R
32	JIGAR M THANKI	2000	0.1538	0	0	0	0	0	0	0	AAXPT8679F
33	DIPTI S VAISHNAV	1900	0.1462	0	0	0	0	0	0	0	
34	KANJIBHAI R. VAISHNAV	1000	0.0769	0	0	0	0	0	0	0	
35	KESHUBHAI B. RADADIA	1000	0.0769	0	0	0	0	0	0	0	
36	BHANUMATI R. PATEL	500	0.0385	0	0	0	0	0	0	0	
37	RASILA V. PATEL	500	0.0385	0	0	0	0	0	0	0	
38	CHANDRAKANT THANKI	200	0.0154	0	0	0	0	0	0	0	
39	MAHESH M. THANKI	200	0.0154	0	0	0	0	0	0	0	ABFPT0490H
40	MAHESHKUMAR THANKI	200	0.0154	0	0	0	0	0	0	0	
41	JYOTI THANKI	100	0.0077	0	0	0	0	0	0	0	
42	KRISHNA THANKI	100	0.0077	0	0	0	0	0	0	0	
43	MANSUKHLAL THANKI	100	0.0077	0	0	0	0	0	0	0	
44	SHARDA THANKI	100	0.0077	0	0	0	0	0	0	0	
	Total :	778900	59.9157	0	0	0	0	0	0	0	

GENERATED ON : 01/04/2015

NSDL : 31/03/2015

CDSL : 31/03/2015

For, CREATIVE CASTINGS LIMITED



Rajan R. Bambaria
MANAGING DIRECTOR

Creative Castings Limited

(1)(C)(i) STATEMENT SHOWING HOLDING OF SECURITIES (INCLUDING SHARES, WARRANTS, CONVERTIBLE SECURITIES) OF PERSONS BELONGING TO THE 'PUBLIC' AND HOLDING MORE THAN 1% OF THE TOTAL NUMBER OF SHARES


SR. NO.	NAME(S) OF THE SHAREHOLDER	NUMBER OF SHARES HELD	SHARES AS A PERCENTAGE OF TOTAL NUMBER OF SHARES {i.e. GRAND TOTAL (A)+(B)+(C) INDICATED IN STATEMENT AT PARA (1)(a) ABOVE }	PAN	NUMBER OF WARRANTS HELD	AS A % TOTAL NUMBER OF WARRANTS OF THE SAME CLASS	NUMBER OF CONVERTIBLE SECURITIES HELD	% W. R. T TOTAL NUMBER OF CONVERTIBLE SECURITIES OF THE SAME CLASS	TOTAL SHARES (INCLUDING UNDERLYING SHARES ASSUMING FULL CONVERSION OF WARRANTS AND CONVERTIBLE SECURITIES) AS A % OF DILUTED SHARE CAPITAL
1	NAROTTAM C VADGAMA	64000	4.9231						
2	RAJAN R BAMBHANIA	58700	4.5154						
3	PARSOTTAMBHAI MANJIBHAI NADPARA USHABEN	49600	3.8154						
4	PARSOTTAMBHAI NADPARA	43400	3.3385						
5	SHASHIKANT M THANKI	42600	3.2769						
6	HEENA VISHAL PATEL	32100	2.4692						
7	DHIRUBHAI HARIBHAI DAND	26500	2.0385						
8	KHANDWALA SECURITIES LTD.	25900	1.9923						
9	VALLABHBHAI RAMJIBHAI VAISHNAV	17000	1.3077						
10	SHARDA M. THANKI	16200	1.2462						
	Total :	376000	28.9232						

GENERATED ON : 01/04/2015

NSDL : 31/03/2015

CDSL : 31/03/2015

FOR CREATIVE CASTINGS LIMITED



Rajan R. Bamhania
MANAGING DIRECTOR


Creative Castings Limited

(1)(c)(ii) STATEMENT SHOWING HOLDING OF SECURITIES (INCLUDING SHARES, WARRANTS, CONVERTIBLE SECURITIES) OF PERSONS (TOGETHER WITH PAC) BELONGING TO THE CATEGORY 'PUBLIC AND HOLDING MORE THAN 5% OF THE TOTAL NUMBER OF SHARES OF THE COMPANY									
SR. NO.	NAME(S) OF THE SHAREHOLDER(S) AND THE PERSONS ACTING IN CONCERT(PAC) WITH THEM	NUMBER OF SHARES	SHARES AS A PERCENTAGE OF TOTAL NUMBER OFSHARES {i.e. GRAND TOTAL (A)+(B)+(C)}	PAN	NUMBER OF WARRANTS HELD	AS A % TOTAL NUMBER OF WARRANTS OF THE SAME CLASS	NUMBER OF CONVERTIBLE SECURITIES HELD	% W. R. T TOTAL NUMBER OF CONVERTIBLE SECURITIES OF THE SAME CLASS	TOTAL SHARES (INCLUDING UNDERLYING SHARES ASSUMING FULL CONVERSION OF WARRANTS AND CONVERTIBLE SECURITIES) AS A % OF DILUTED SHARE CAPITAL
			INDICATED IN STATEMENT AT PARA (1)(a) ABOVE }						
	Total :	0		0					

GENERATED ON : 01/04/2015

NSDL : 31/03/2015

CDSL : 31/03/2015

FOR CREATIVE CASTINGS LIMITED

Pajan R. Bamthania
 MANAGING DIRECTOR

Creative Castings Limited

I (d) STATEMENT SHOWING DETAILS OF LOCKED - IN SHARES


Sr. No.	NAME OF SHAREHOLDER	NUMBER OF LOCKED-IN SHARES	LOCKED-IN SHARES AS A (%)PERCENTAGE OF TOTAL NUMBER OF SHARES {i.e., GRAND TOTAL (A)+(B)+(C) INDICATED IN STATEMENT AT PARA (I)(a) ABOVE }	Promotor/ Promotor Group/Public
	Total :	0	0	

GENERATED ON : 01/04/2015

NSDL : 31/03/2015

CDSL : 31/03/2015

FOR CREATIVE CASTINGS LIMITED


Rajan R. Banthania
 MANAGING DIRECTOR

Creative Castings Limited


II (a) STATEMENT SHOWING DETAILS OF DEPOSITORY RECEIPTS(DRS)

Sr.No.	NAME OF THE DR HOLDER	NUMBER OF SHARES UNDERLYING OUTSTANDING DRS	SHARES UNDERLYING OUTSTANDING DRS AS A PERCENTAGE OF TOTAL NUMBER OF SHARES {i.e., GRAND TOTAL (A)+(B)+(C) INDICATED IN STATEMENT AT PARA(I)(a)ABOVE }
	Total :	0	0

GENERATED ON : 01/04/2015

NSDL : 31/03/2015

CDSL : 31/03/2015

FOR CREATIVE CASTINGS LIMITED

Rajan R. Banthoria
 MANAGING DIRECTOR

Creative Castings Limited

II (a) STATEMENT SHOWING DETAILS OF DEPOSITORY RECEIPTS(DRS)


Sr.No.	NAME OF THE DR HOLDER	NUMBER OF SHARES UNDERLYING OUTSTANDING DRS	SHARES UNDERLYING OUTSTANDING DRS AS A PERCENTAGE OF TOTAL NUMBER OF SHARES {i.e., GRAND TOTAL (A)+(B)+(C) INDICATED IN STATEMENT AT PARA(I)(a)ABOVE }
	Total :	0	0

GENERATED ON : 01/04/2015

NSDL : 31/03/2015

CDSL : 31/03/2015

FOR CREATIVE CASTINGS LIMITED


Mahesh R. Barthodre
 Managing Director

Creative Castings Limited

II (b) STATEMENT SHOWING HOLDING OF DEPOSITORY RECEIPTS (DRs), WHERE UNDERLYING SHARES ARE IN EXCESS OF 1% OF THE TOTAL NUMBER OF SHARES


Sr. No.	NAME OF THE DR HOLDER	TYPE OF OUTSTANDING DR(ADRs,GDRs, SDRs,etc.)	NUMBER OF SHARES UNDERLYING	SHARES UNDERLYING OUTSTANDING DRs AS A PERCENTAGE OF TOTAL NUMBER OF SHARES(i.e., GRAND TOTAL (A)+(B)+(C) INDICATED IN STATEMENT
Total :				0

GENERATED ON : 01/04/2015

NSDL : 31/03/2015

CDSL : 31/03/2015

For Creative Castings Limited


 Rajan R. Ramkumar
 Managing Director