

CREATIVE CASTINGS LIMITED

MANUFACTURER OF : STEEL AND ALLOY STEEL INVESTMENT CASTINGS

Regd. Office & Works : 102, G.I.D.C. Estate, Phase - II, Rajkot Road, Dolatpara, JUNAGADH 362 003. (INDIA).
Phone : (0285) 2660040, 2660224, 2660254 Fax : 91-285-2661348 E-Mail : info@creative-cast.com



CIN : L27100GJ1985PLC008286

UNAUDITED FINANCIAL RESULTS FOR THE THREE MONTHS ENDED 31ST MARCH, 2015

PART - 1		(RS. IN LAKH)					
SR. NO.	Particulars	3 Months ended	Previous 3 months ended	Corressponding 3 months ended in previous year	Year to date figures for current period ended	Year to date figures for the previous year ended	Previous year ended
		31.03.2015	31.12.2014	31.03.2014	31.03.2015	31.03.2014	31.03.2014
		Unaudited	Unaudited	Unaudited	Audited	Audited	Audited
1	Income from operations						
(a)	Net Sales / Income from Operations (Net of Excise Duty)	562.08	517.79	554.81	2090.85	2624.82	2624.82
(b)	Other Operating Income	15.51	2.27	12.24	32.52	125.15	125.15
	Total Income from operations (net)	577.59	520.06	567.05	2123.37	2749.97	2749.97
2	Expenses						
(a)	Cost of Material Consumed	217.20	181.11	169.30	718.28	949.97	949.97
(b)	Purchase of Traded Goods	0.00	0.00	0.00	0.00	0.00	0.00
(c)	Changes in inventories of finished goods, work-in-progress and stock -in-trade	10.92	22.01	65.86	38.89	111.17	111.17
(d)	Employee benefits expense	88.82	80.59	88.19	331.52	327.59	327.59
(e)	Depreciation and Amortisation expense	-39.40	30.66	19.25	52.17	75.05	75.05
(f)	Other Expenses (Any item exceeding 10% of the total expenses relating to continuing operations to be shown separately)	218.71	191.07	225.35	786.40	1027.92	1027.92
	Total Expenses	496.25	505.44	567.95	1927.26	2491.70	2491.70
3	Profit / (Loss) from Operations before other income, finance costs and exceptional items (1 - 2)	81.34	14.62	(0.90)	196.11	258.27	258.27
4	Other Income	5.36	2.15	4.18	13.58	78.04	78.04
5	Profit / (Loss) from ordinary activities before finance costs and exceptional Items (3 ± 4)	86.70	16.77	3.28	209.69	336.31	336.31
6	Finance Costs	0.00	0.31	0.18	3.14	0.40	0.40
7	Profit / (Loss) from ordinary activities after finance costs but before exceptional Items (5 ± 6)	86.70	16.46	3.10	206.55	335.91	335.91
8	Exceptional Items - Expenditure / (Income)	0.00	0.00	0.00	0.00	0.00	0.00
9	Profit / (Loss) from Ordinary Activities before tax (7 ± 8)	86.70	16.46	3.10	206.55	335.91	335.91
10	Tax Expense	29.19	(0.13)	(8.37)	48.97	77.57	77.57
11	Net Profit / (Loss) from Ordinary Activities after tax (9 ± 10)	57.51	16.59	11.47	157.58	258.34	258.34
12	Extraordinary items (Net of Tax expense Rs.____)	0.00	0.00	0.00	0.00	0.00	0.00
13	Net Profit / (Loss) for the period (11 ± 12)	57.51	16.59	11.47	157.58	258.34	258.34
14	Paid-up Equity Share Capital (Face Value Rs. 10/- each)	130.00	130.00	130.00	130.00	130.00	130.00
15	Reserves Excluding Revaluation Reserves as per Balance Sheet of previous accounting year	-	-	-	1572.19	1431.82	1431.82
16	Earning Per Share (before extraordinary items - not annualised)						
(a)	Basic	4.42	1.28	0.88	12.12	19.87	19.87
(b)	Diluted	4.42	1.28	0.88	12.12	19.87	19.87
17	Earning Per Share (after extraordinary items - not annualised)						
(a)	Basic	4.42	1.28	0.88	12.12	19.87	19.87
(b)	Diluted	4.42	1.28	0.88	12.12	19.87	19.87

For CREATIVE CASTINGS LIMITED

R. Bambhanis

Rajan R. Bambhanis
MANAGING DIRECTOR

CREATIVE CASTINGS LIMITED

MANUFACTURER OF : STEEL AND ALLOY STEEL INVESTMENT CASTINGS

Regd. Office & Works : 102, G.I.D.C. Estate, Phase - II, Rajkot Road, Dolatpara, JUNAGADH 362 003. (INDIA).
Phone : (0285) 2660040, 2660224, 2660254 Fax : 91-285-2661348 E-Mail : info@creative-cast.com




CIN : L27100GJ1985PLC008286

PART - 2							
SR. NO.	Particulars	3 Months ended	Preceding 3 months ended	Corresponding 3 months ended in previous year	Year to date figures for current period ended	Year to date figures for the previous year ended	Previous year ended
		31.03.2015	31.12.2014	31.03.2014	31.03.2015	31.03.2014	31.03.2014
		Unaudited	Unaudited	Unaudited	Audited	Audited	Audited
A PARTICULARS OF SHAREHOLDING							
1	Public Share Holding						
	- Number of Shares	521100	521100	507000	521100	507000	507000
	- Percentage of Shareholding	40.08%	40.08%	39.00%	40.08%	39.00%	39.00%
2	Promoter and Promoter Group Shareholding						
	a) Pledged / Encumbered						
	- Number of Shares	NIL	NIL	NIL	NIL	NIL	NIL
	- Percentage of Shareholding (as a % of the total shareholding of promoter and promoter group)	NIL	NIL	NIL	NIL	NIL	NIL
	- Percentage of Shares (as a % of total share capital of the Company)	NIL	NIL	NIL	NIL	NIL	NIL
	b) Non - Pledged / Encumbered						
	- Number of Shares	778900	778900	793000	778900	793000	793000
	- Percentage of Shares (as a % of total shareholding of promoter and promoters group)	59.92%	59.92%	61.00%	59.92%	61.00%	61.00%
	- Percentage of Shares (as a % of total share capital of the Company)	59.92%	59.92%	61.00%	59.92%	61.00%	61.00%

PARTICULARS	3 MONTHS ENDED 31.03.2015
B INVESTOR COMPLAINTS	
1 PENDING AT THE BEGINNING OF THE QUARTER	0
2 RECEIVED DURING THE YEAR	0
3 DISPOSED OF DURING THE QUARTER	0
4 REMAINING UNRESOLVED AT THE END OF THE QUARTER	0

Notes:


- The above results have been taken on record in the meeting of the Board of Directors of the Company held on 30th May, 2015
- Business Segment is reported as defined in Accounting Standard (AS)-17.
- During the quarter ended 31.03.2015, total 0 investors' complaints were received which were redressed during the quarter itself. There was no complaint pending at the beginning or at the end of the quarter.
- Figures are provisional and have been regrouped wherever necessary.


 For, CREATIVE CASTINGS LIMITED
Rajan R. Bambhania
 MANAGING DIRECTOR

CREATIVE CASTINGS LIMITED

MANUFACTURER OF : STEEL AND ALLOY STEEL INVESTMENT CASTINGS

Regd. Office & Works : 102, G.I.D.C. Estate, Phase - II, Rajkot Road, Dolatpara, JUNAGADH 362 003. (INDIA)
Phone : (0285) 2660040, 2660224, 2660254 Fax : 91-285-2661348 E-Mail : info@creative-cast.com



CIN : L27100GJ1985PLC008286

SEGMENT WISE REVENUE, RESULT & CAPITAL EMPLOYED

(Rs in Lakhs)

SR. NO.	Particulars	3 Months ended	Previous 3 months ended	Corresponding 3 months ended in previous year	Year to date figures for current period ended	Year to date figures for the previous year ended	Previous year ended
		31.03.2015	31.12.2014	31.03.2014	31.03.2015	31.03.2014	31.03.2014
		Unaudited	Unaudited	Unaudited	Audited	Audited	Audited
1	Segment Revenue	539.82	493.73	549.57	1988.05	2728.80	2728.80
(a)	Casting	39.98	26.45	21.67	137.65	86.87	86.87
(b)	Power	3.16	2.03	5.07	11.26	12.34	12.34
(c)	Unallocated						
	TOTAL	582.96	522.21	576.31	2136.96	2828.01	2828.01
	Less: Inter Segment Revenue	39.98	26.46	21.67	137.65	86.87	86.87
	Net sales/Income From Operations	542.98	495.75	554.64	1999.31	2741.14	2741.14
2	Segment Results (Profit)(+)/ Loss (-) before tax and interest from Each segment						
(a)	Casting	4.67	14.29	(6.98)	99.96	279.22	279.22
(b)	Power	78.87	0.45	10.26	98.47	44.74	44.74
(c)	Unallocated	3.16	2.03	5.07	11.26	12.34	12.34
	TOTAL	86.70	16.77	8.35	209.69	336.30	336.30
	Less:						
(i)	Interest	0	0.31	0.18	3.14	0.39	0.39
(ii)	Other Un-allocable Expenditure net off	0	0	0	0	0	0
(iii)	Un-allocable income	0	0	0	0	0	0
	Total Profit Before Tax	86.70	16.46	8.17	206.55	335.91	335.91
3	Capital Employed (Segment assets – Segment Liabilities)						
(a)	Casting	1210.41	1206.54	1364.02	1210.41	1364.02	1364.02
(b)	Power	491.77	455.33	197.78	491.77	197.78	197.78
(c)	Unallocated	0	0	0	0	0	0
	TOTAL	1702.18	1661.87	1561.80	1702.18	1561.80	1561.80

For, CREATIVE CASTINGS Limited


R. Bambhani

Rajan R. Bambhani
MANAGING DIRECTOR

CREATIVE CASTINGS LIMITED

MANUFACTURER OF : STEEL AND ALLOY STEEL INVESTMENT CASTINGS

Regd. Office & Works : 102, G.I.D.C. Estate, Phase - II, Rajkot Road, Dolatpara, JUNAGADH 362 003. (INDIA)
Phone : (0285) 2660040, 2660224, 2660254 Fax : 91-285-2661348 E-Mail : info@creative-cast.com



CIN : L27100GJ1985PLC008286

STATEMENT OF ASSETS AND LIABILITIES

Standalone / Consolidated Statement of Assets and Liabilities Particulars	As at (current period end / year end)	As at (previous year end)
	31/03/2015	31/03/2014
A EQUITY AND LIABILITIES		
1 Shareholders' funds		
(a) Share capital	130.00	130.00
(b) Reserves and surplus	1,572.19	1,431.80
(c) Money received against share warrants	0.00	0.00
Sub-total - Shareholders' funds	1,702.19	1,561.80
2 Share application money pending allotment		
3 Non-current liabilities		
(a) Long-term borrowings	0.00	175.56
(b) Deferred tax liabilities (net)	64.18	55.75
(c) Other long-term liabilities	0.00	0.00
(d) Long-term provisions	6.38	8.01
Sub-total - Non-current liabilities	70.56	239.32
4 Current liabilities		
(a) Short-term borrowings	0.00	0.00
(b) Trade payables	230.39	135.97
(c) Other current liabilities	6.15	142.98
(d) Short-term provisions	67.24	46.66
Sub-total - Current liabilities	303.78	325.61
TOTAL - EQUITY AND LIABILITIES	2,076.53	2,126.73
B ASSETS		
1 Non-current assets		
(a) Fixed assets	724.40	740.55
(b) Non-current investments	18.14	18.14
(c) Deferred tax assets (net)	0.00	0.00
(d) Long-term loans and advances	64.35	61.05
(e) Other non-current assets	0.00	0.00
Sub-total - Non-current assets	806.89	819.74
2 Current assets		
(a) Current investments	204.63	205.07
(b) Inventories	295.23	343.63
(c) Trade receivables	558.29	496.95
(d) Cash and cash equivalents	43.58	63.87
(e) Short-term loans and advances	166.13	195.75
(f) Other current assets	1.78	1.72
Sub-total - Current assets	1,269.64	1,306.99
TOTAL - ASSETS	2,076.53	2,126.73

For, CREATIVE CASTINGS Limited

R. Bambhani

Rajan R. Bambhani
MANAGING DIRECTOR